

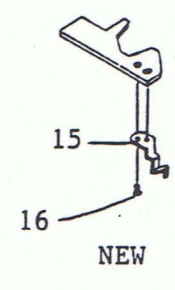
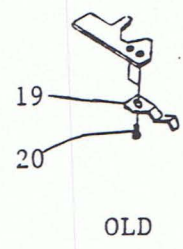
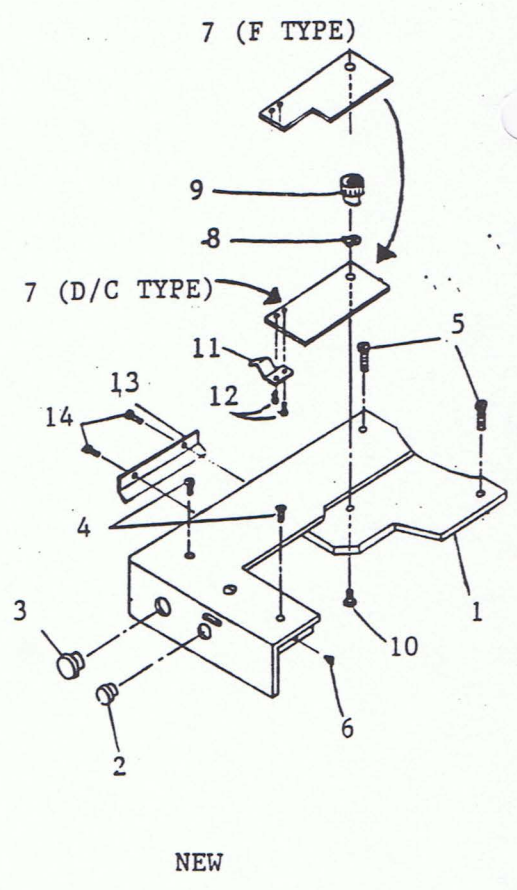
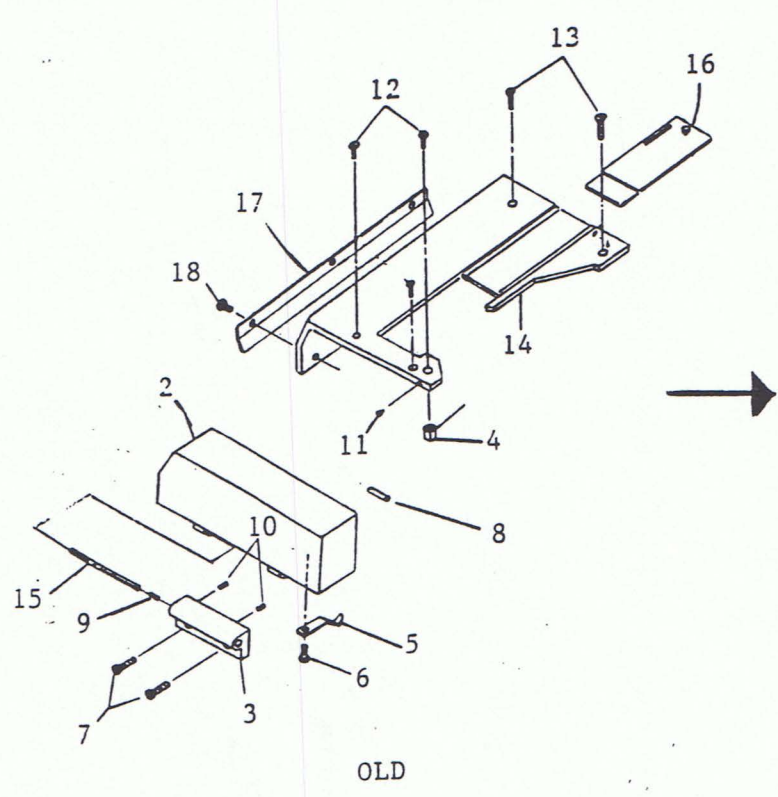
W8100 SERIES

CLOTH PLATE CHANGES

LISTING
OF OLD AND NEW PARTS

STARTING FEBRUARY 1994 PRODUCTION


1) PARTS CHANGE V/W (CLOTH PLATE)



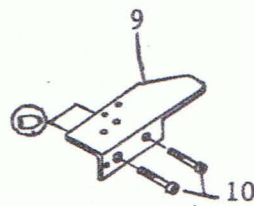
1) PARTS CHANGE V/W SERIES

OLD	NEW	DESCRIPTION/COMMENTS
1 21-721	1 21-781	UPPER BASE
2 21-352	2 23-427	OIL CAP
3 25-108	3 23-504	OIL CAP
4 71-119	4 84-862 x2	CLOTH PLATE SCREW
5 79-502	5 84-762 x2	CLOTH PLATE SCREW
6 84-571	6 23-512	CUSHION RUBBER
7 84-566		
8 71-301		
9 79-233		
10 84-318 x2		
11 25-801		
12 84-862 x2		
13 84-861 x2		
14 84-664		
15 71-308		
16 21-521	7 21-782 OR 21-786	FRONT BASE COVER (D/C) FRONT BASE COVER (F)
	8 75-528	WAVE WASHER
	9 86-266	NUT
	10 87-266	SCREW
	11 79-801	FRONT BASE COVER STOP SPRING
	12 84-117 x2	SCREW
17 21-443	13 21-783	UPPER BASE SUPPORT COVER
18 84-574 x3	14 84-574 x2	SCREW
19 79-501	15 79-802	FRONT COVER STOPPER SPRING
20 84-361 x2	16 84-361 x2	SCREW

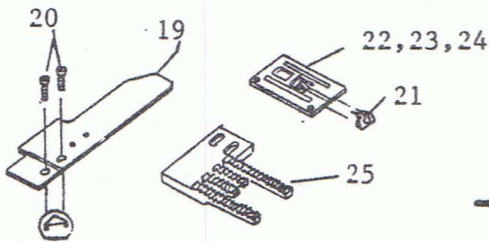
2) Front Cover and Guide Changes



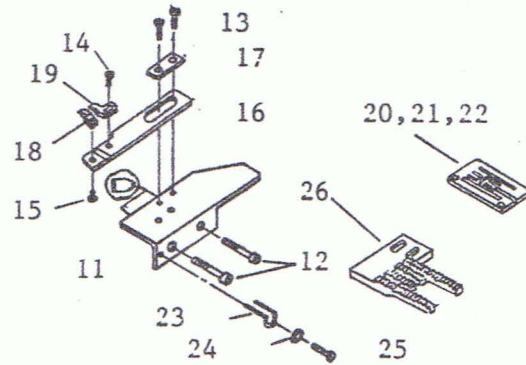
W-D Ruler OLD



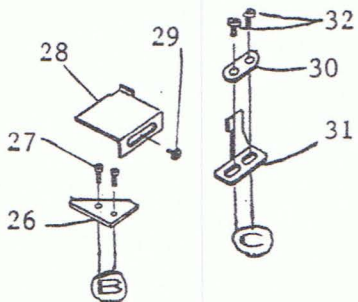
W-D Ruler NEW



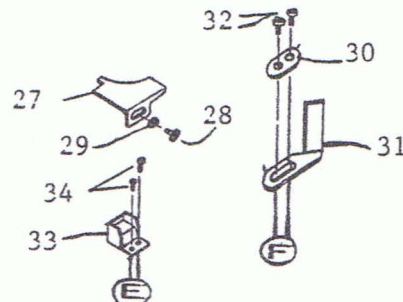
W-C Ruler & Gauge OLD



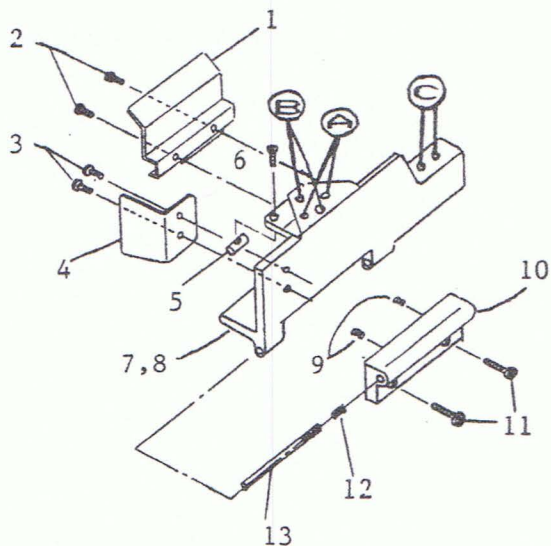
W-C Ruler & Gauge NEW



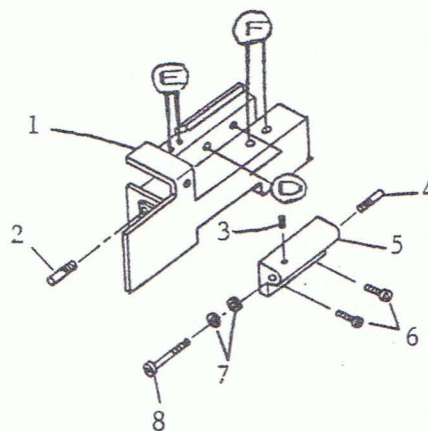
W-F Ruler & Guide OLD



W-F Guide NEW



Front Cover OLD



Front Cover NEW

2) FRONT COVER AND GUIDE CHANGES

FRONT COVER CHANGE V/W SERIES	OLD		NEW	
		1 21-100	1 21-785	FRONT COVER
		2 84-564 x2	2 84-706	SCREW
		3 84-364 x2	3 87-286	SCREW
		4 21-185	4 25-503	COVER HINGE
		5 71-401	5 25-226	FRONT COVER HINGE
		6 84-462	6 84-762 x2	SCREW
		7 21-183	7 79-922 x2	PLATE SPRING
		8 OR 21-108	8 25-517	FRONT COVER HINGE (L
		9 84-318 x2		
		10 25-108		
		11 84-571 x2		
		12 79-233		
	13 71-308			
RULER CHANGE (1) W-D SERIES	OLD		NEW	
		14 21-192	9 21-784	RULER PLATE (D)
		15 21-198	10 87-285 x2	SCREW
		16 21-194		
		17 21-193		
	18 84-572 x2			
RULER/GUIDE/GAUGE CHANGE (2) W-C SERIES	OLD		NEW	
		19 21-197	11 21-784	RULER PLATE
		20 84-572 x2	12 87-285 x2	SCREW
		21 25-213	13 84-566 x2	SCREW
			14 84-167	SCREW
			15 84-193	SCREW
			16 26-824	GUIDE BASE
			17 26-825	GUIDE BASE SUPPORT
			18 26-826	GUIDE
			19 26-827	GUIDE
		22 14-803	20 14-883	NEEDLE PLATE 2N 3/16
	23 14-801	21 14-882	NEEDLE PLATE 3N 7/32	
	24 14-802	22 14-881	NEEDLE PLATE 3N 1/4	
		23 25-227	FRONT GUIDE	
		24 75-455	WASHER	
		25 84-574	SCREW	
	25 15-731	26 15-753	FRONT FEEDER	
RULER/GUIDE CHANGE (3) W-F SERIES	OLD		NEW	
		26 21-191	27 26-781	RULER FRONT
		27 84-572 x2	28 84-607	SCREW
		28 26-761	29 75-455	WASHER
		29 84-370	30 26-822	FOLDER BASE WASHER
		30 26-712	31 26-821	FOLDER BASE
		31 26-725	32 85-182 x2	SCREW
		32 85-182 x2	33 21-787	DUST TRAY
		34 84-167 x2	SCREW	